



WELCOME TO

GROWORLD



THE MISSION OF GROWORLD

To create the virtual WEB3 ecosystem GROWORLD, where each participant becomes part of sustainable development and receives unconditional basic income through DeFi.

GROWORLD PROJECT PRODUCTS:

01

DEFI STAKING
and Farming on Ethereum L2 Arbitrum

02

CONCENTRATED LIQUIDITY
on Uniswap V3

03

GAMEFI DAPP
on Telegram Open Network

04

NFT
on Bitcoin L2 STACKS



PRESALE FIRST STAGE: \$10,000,000

INDIVIDUAL APPROACH IN WHITELIST FORMAT

Users are provided with the opportunity to purchase NFTs ranging from \$100 to \$10,000 in equivalent \$GRO at a price of 0.1\$ per token.

0,1\$

\$GRO tokens are subject to a vesting period: you will receive 30% during the Token Generation Event (TGE), and the remaining 70% will be distributed equally in 10% increments monthly over the next 7 months.

REFERRAL PROGRAM FOR THE FIRST STAGE

Expand the GROWORLD community and earn rewards! Use your referral link (click "Referral program") to invite people to the bot.

When your referrals purchase \$GRO tokens, you earn an additional 10%. Referral rewards are paid in \$GRO tokens.



Invite as many friends as possible and become the top referrer! Each week, the top referrers will receive a bonus. Check your rating in the "Referral Rating" section!

NFTs received for participating in the referral program during Presale 1 will be converted into \$GRO tokens based on the originally allocated token amount per user. Converted \$GRO tokens will be distributed during the Token Generation Event (TGE), and the exchanged NFTs will be burned.

PRESALE

SECOND STAGE: \$20,000,000

- **TOKEN PURCHASE ON THE WEBSITE**
- **TOKEN PURCHASE THROUGH THE BOT**

Users are provided with the opportunity to purchase NFTs ranging from \$100 to \$10,000 in equivalent \$GRO at a price of 0.2\$ per token.

0.2 \$

\$GRO tokens are subject to a vesting period: you will receive 30% during the Token Generation Event (TGE), and the remaining 70% will be distributed equally in 10% increments monthly over the next 7 months.

REFERRAL PROGRAM FOR THE SECOND STAGE

Boost your \$GRO rewards!

Invite friends to join Presale 2 using your unique referral link and earn a percentage of their \$GRO token purchases:



NFTs obtained through participation in the referral program during Presale 1 will be converted into \$GRO tokens based on the initially allocated token amount per user. The converted \$GRO tokens will be distributed during the Token Generation Event (TGE), and the exchanged NFTs will be burned.










STAKING

PLACEMENT CONDITIONS

	DURATION: 3 MONTHS	DURATION: 6 MONTHS	DURATION: 12 MONTHS	DURATION: 24 MONTHS
Flexible staking	7.5% (2.5% per month)	30% (5% per month)	120% (10% per month)	360% (15% per month)
Locked staking	30 %	78 %	180 %	480 %
MINIMUM/MAXIMUM STAKING AMOUNT PER USER				
	From \$150 to \$9999	From \$750 to \$9999	From \$1500 to \$9999	From \$2000 to \$9999

STAKING

REFERRAL PROGRAM

	When staking for 3 months	When staking for 6 months	When staking for 12 months 🔥	When staking for 24 months 🔥
				
 1st Line	10 %	10 %	10 %	10 %
 2nd Line	4 %	4 %	4 %	4 %
 3rd Line	2 %	2 %	2 %	2 %
 4th Line	-	1 %	1 %	1 %
 5th Line	-	1 %	1 %	1 %
 6th Line	-	1 %	1 %	1 %
 7th Line	-	-	0,5 %	0,5 %
 8th Line	-	-	0,5 %	0,5 %

CONCENTRATED LIQUIDITY FOR \$ GRO ON ARBITRUM: A DEFI REVOLUTION

🐾 In DeFi, the concept of Concentrated Liquidity, as introduced in Uniswap V3, allows LPs to optimize profits by focusing on specific price ranges.

Enhanced capital efficiency:

By concentrating liquidity within certain price ranges, LPs can provide the same level of liquidity with less capital, resulting in higher capital efficiency.

Increased earning potential:

Concentrated liquidity enables LPs to earn more fees with less capital, as trading activity is concentrated within their chosen price range.

Customizable risk management:

LPs can adjust their risk exposure by selecting price ranges that align with their market outlook and risk tolerance.

Dynamic rebalancing:

LPs can adjust their price ranges according to market conditions, enabling more dynamic and responsive liquidity management.



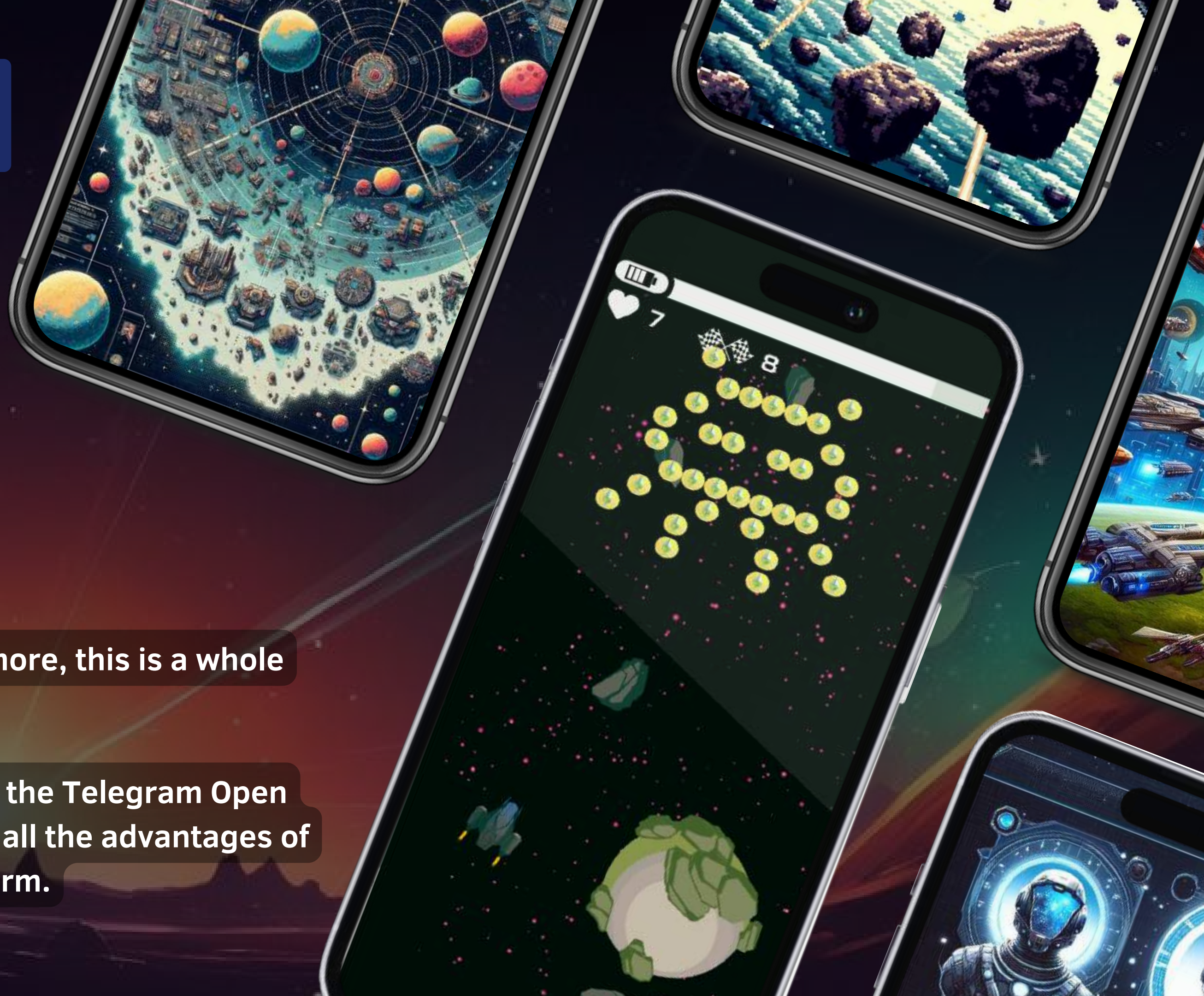
GameFi dApp

Telegram
Open
Network



This is not just entertainment anymore, this is a whole new level of gaming experience!

The integration of GROWORLD with the Telegram Open Network (TON) enables leveraging all the advantages of this cutting-edge blockchain platform.



WHAT IS BITCOIN DEFI?

What is Stacks?

Stacks is an L2 solution that enables smart contracts and dApps to use Bitcoin as a secure base layer. It expands the functionality of Bitcoin, making it more programmable.

Benefits of Stacks:

- **Bitcoin compatibility:** BTC is used as a governance and payment token in dApps.
- **Scalability:** The L2 solution allows for handling more transactions.
- **User-friendly:** Accessible to developers and users.

Launch of sBTC:


- Opens up new possibilities for using Bitcoin in dApps.

Stacks Consensus:

- **Proof-of-Stake (PoS)** ensures security and energy efficiency.

Data storage:

- **Hashing and storing data in Bitcoin L1** ensures immutability and verifiability.






\$GRO is the first meme token in the GROWORLD multiverse, embodying the power of a small creature with a big mission and hidden potentials!



A total of 999,999,999 \$GRO tokens are created in the ERC-20 standard on the ETH Arbitrum L2 network.



GROWORLD is a unique virtual space and ecosystem.



The \$GRO token utilizes optimistic rollups to enhance speed, scalability, and cost-effectiveness.



In the Arbitrum network, similar to Ethereum, transaction fees are paid in ETH. However, transfers on the Arbitrum network are on average 90-95% cheaper than on Ethereum.



DISTRIBUTION \$GRO TOKENS

- 30% - Concentrated liquidity in Uniswap V3
- 25% - DeFi Staking
- 20% - Presale
- 10% - Team
- 10% - Marketing
- 4.95% - Company reserve
- 0.05% - Airdrop



HOW TO BUY \$GRO TOKENS THROUGH THE WEBSITE?



1. Open the GROWORLD project website.
2. Click on the "Buy GRO" button.
3. Connect your wallet to the website.
4. Choose your payment method: USDC ERC20 / USDT ERC20 / ETH ERC20.
5. Enter the amount of \$GRO you want to buy, or the amount of funds you are willing to spend.
6. Click on the "Confirm purchase" button.
7. After the payment is processed and confirmed, the NFT will be sent to your wallet.
8. You can view the purchased NFT in the "Portfolio" section.

HOW TO BUY \$GRO TOKENS THROUGH THE TELEGRAM BOT?



1. Open the Telegram bot: Find @grogutokenbot in the Telegram app.
2. Choose your language.
3. Click on "Buy GRO token".
4. Select your preferred payment method: USDT TRC20 / USDT ERC20 / ETH ERC20 / TON (Toncoin).
5. Complete the purchase and receive the transaction hash.
6. Click on "Confirm transaction".
7. Enter the transaction hash.
8. Receive a confirmation email: You will receive an email confirming the successful transaction.

After the payment is made and confirmed, an NFT with the following functions will be sent to the specified wallet:

- **tokensToIssue**: the number of tokens to be issued by the NFT (ticket);
The data about the number of tokens sold to the user is tied to the **tokenId**.

TO GET INFORMATION ABOUT YOUR **GRO** NFTS:

1. Add the Arbitrum One network to your wallet.
2. Go to the website www.arbiscan.io using the link from the details of the NFT minting transaction.
3. Copy the contract address from the "Interacted With (To)" field.
4. Enter the contract address in the search bar on the website www.arbitrum.nftscan.com.
5. Enter your TokenID in the "NFT assets ID" field and navigate to the page with detailed NFT data.

IF YOU CAN'T SEE YOUR GRO NFT:

- **Check the network:** Ensure that your wallet is connected to the correct network (Arbitrum One).
- **Refresh your wallet:** Sometimes a simple refresh can resolve display issues.
- **Check wallet compatibility:** Use a wallet compatible with NFTs for seamless handling of GRO NFTs, such as imToken, Trust Wallet, etc.
- **Manual search:** Visit the GRO NFT collection page, find your wallet address in the "Holder" line for the purchased NFT.
- **Contact support:** If the above steps didn't help, reach out to our support team for further assistance.

@grogutokenbot

<https://groworld.asia/>



EXPLORE GROWORLD!